



TCIM-622  
TIB-422

## FEATURES & BENEFITS

### Produces up to 640 lbs. of ice per 24 hours

- Environmentally friendly R290 refrigeration system for optimum ice production and energy efficiency
- Up to 37% below Energy Star standards

### Superior Sanitation

- TrueZone\* protection to purify surrounding air in bin and food zone
- TrueGuard Antimicrobial embedded in every plastic piece including bin liners
- Food zone pieces easily removed without tools
- Simple 1-touch cleaning
- Easily removable air filter with RCU technology

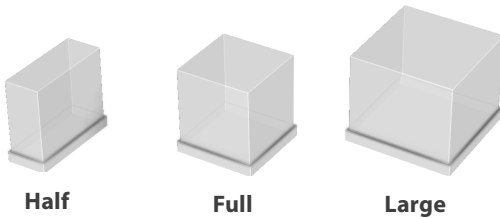
### Advanced Control with Touch Screen

- 4.3" front display – largest in the industry
- Simple touch operation
- Advanced diagnostics which allows for predictive and proactive measures
- Built-in alarms & push notifications
- Programmable ice production
- Time-of-Flight™ ice sensor eliminates the need for bin thermostats

### Remote Monitoring Capabilities

- Remote monitoring with easy back end data access
- Location based performance enhancement
- Remote shut off

## CUBE SIZES



Half

Full

Large

Ice Cube Dimensions	
Half	7/16" x 1-1/8" x 7/8" (11.1 x 28.6 x 22.2 mm)
Full	7/8" x 7/8" x 7/8" (22.2 x 22.2 x 22.2 mm)
Large	1-1/8" x 1-1/8" x 7/8" (28.6 x 28.6 x 22.2 mm)

Commercial Ice Maker Warranty	
Ice Maker	3 YEARS parts and labor
Compressor	5 YEARS parts
Evaporator	5 YEARS parts and labor

\*TrueZone device sold as optional accessory

**ADDITIONAL FEATURES**

**Evaporator Plate:**

- High performance copper
- No harvest assist necessary
- TrueNcap<sup>SM</sup>L<sub>8</sub> Sanitary evaporator fully insulated & sealed for efficiency and cleanliness

**Construction:**

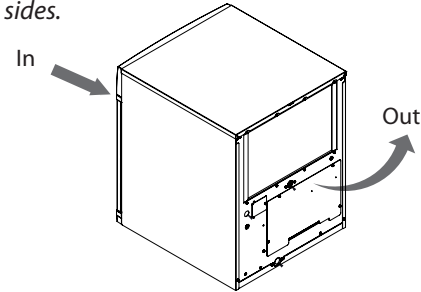
- TrueTech aluminum front and sides, all plastic interior and single piece case for both 22" & 30" units

**Refrigeration System:**

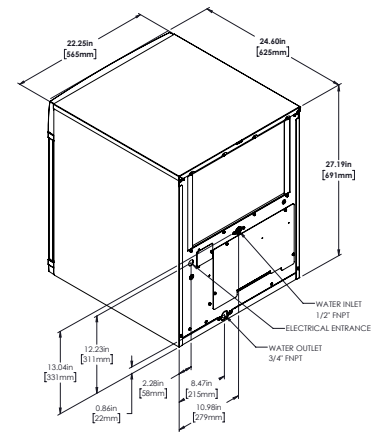
- Environmentally friendly R290 Refrigerant
- High & low pressure transducers for gauge-free servicing
- Micro channel condenser for superior efficiency
- Wide operating range: 35°F to 110°F ambient
- Ultra quiet fan operation

**AIR COOLED**

Please note: air-cooled units require 6" (15.24mm) clearance for air intake and exhaust on the front and back sides.



**PLAN VIEW**



**SPECIFICATIONS**

Model	Condenser Type	Refrigerant	Cube Size	Crated Weight (lbs)	@ 70°F air/50°F water		@ 90°F air/70°F water		Peak Heat of Rejection	Voltage	Min Circuit Ampacity
					Ice Production per 24hr	Ice Production per 24hr	Potable Water Consumption	Electrical Consumption			
TCIM-622-HA1-A	Air	R290	Half	200	640 lbs (290 kg)	580 lbs (263 kg)	14.2 gal/100lb	4.15 kWh/100lb	8500 BTU/hr	115/60/1	15
TCIM-622-FA1-A	Air	R290	Full	200	640 lbs (290 kg)	*	*	*	8500 BTU/hr	115/60/1	15

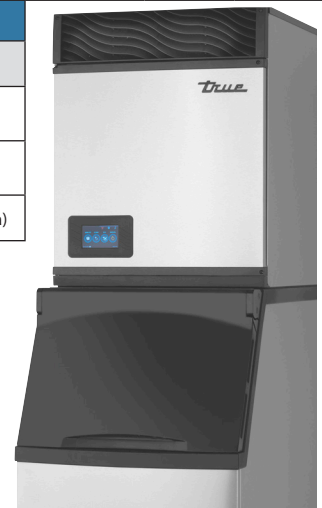
**OPTIONS & ACCESSORIES**

**OPERATING REQUIREMENTS**

Water Filters / Bin Adaptor			Ambient Air Temp:	Minimum	Maximum
Filter System	Replacement Cartridge	8" Bin Adaptor - for 30" bin	Water Temp:	35°F (1.7°C)	110°F (43.3°C)
P/N 855953	P/N 855884	P/N 841937	Water Pressure:	20 psi (138 kPa)	100 psi (689 kPa)

**CONNECTIONS**

CONNECTIONS		DIMENSIONS	
Potable water in:	1/2" Female NPT	W x D x H (in.)	22 x 24 x 22
Water out:	3/4" Female NPT	W x D x H (mm)	559 x 610 x 559
Hole for electrical connections:	7/8"		



\* Waiting on Energy Star Listing.



# True Ice Series: Slope Front Storage Bins

HIGH CAPACITY COMMERCIAL EQUIPMENT  
THE FUTURE OF THE ICE INDUSTRY



**TIB-422**



**TIB-530**

## FEATURES & BENEFITS

- Tru-tech aluminum exterior with heavy duty plastic lid and frame
- All plastic interior plus 100% antimicrobial plastic liner
- Fully insulated with environmentally friendly high-density polyurethane foam
- Slow Close Lid/Hinge design
- Removable Ice Baffle
- Magnascoop® included for easy ice scoop storage

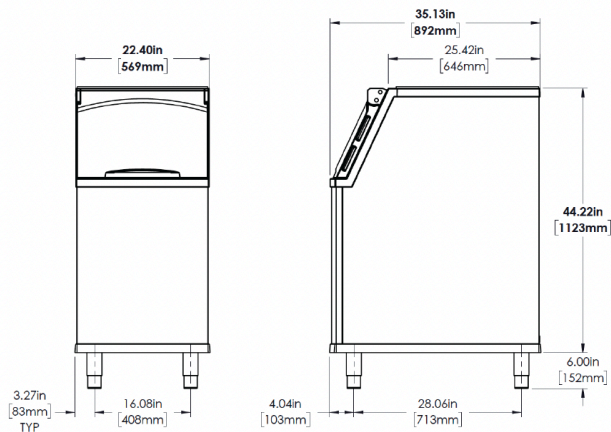
Model	Capacity	Dimensions	Crated Weight (lbs)
TIB-422	320 lbs	22" x 34" x 50" 559 x 864 x 1270 mm	140
TIB-530	450 lbs	30" x 34" x 50" 762 x 864 x 1270 mm	175

## BIN ACCESSORIES

- 3" Adjustable legs
- Adapter top for 22" machine head on 30" bin

## PLAN VIEWS

**TIB-422**



**TIB-530**

